

## Geometry – Standard G.CO.6 – Intro and Exploration

---

1. Explore the following pair of shapes.

Figure 1




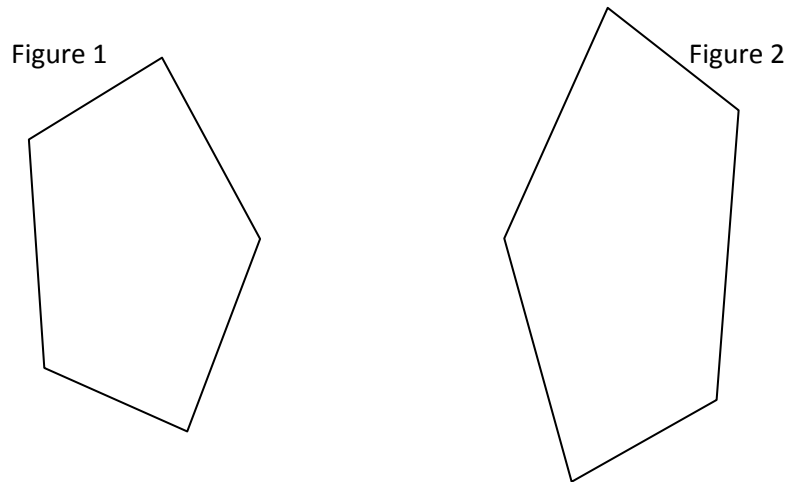
Figure 2

- a. What type of transformation **could** have mapped figure 1 onto figure 2? Explain with at least one sentence.
  
  
  
  
  
  
  
  
  
  
- b. How can you verify whether or not the transformation that you mentioned in part a actually happened? (That is, what can you do to prove that it is or is not the transformation that you mentioned?)
  
  
  
  
  
  
  
  
  
  
- c. Write at least two sentences that describes what you found out.

## Geometry – Standard G.CO.6 – Intro and Exploration

---

2. Explore the following pair of shapes.

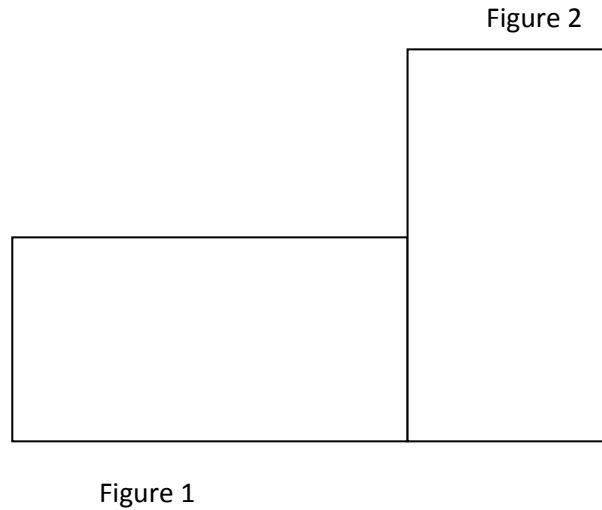


- a. What type of transformation **could** have mapped figure 1 onto figure 2? Explain with at least one sentence.
- b. How can you verify whether or not the transformation that you mentioned in part a actually happened? (That is, what can you do to prove that it is or is not the transformation that you mentioned?)
- c. Write at least two sentences that describes what you found out.

## Geometry – Standard G.CO.6 – Intro and Exploration

---

3. Explore the following pair of shapes.



- a. What type of transformation *could* have mapped figure 1 onto figure 2? Explain with at least one sentence.
- b. How can you verify whether or not the transformation that you mentioned in part a actually happened? (That is, what can you do to prove that it is or is not the transformation that you mentioned?)
- c. Write at least two sentences that describes what you found out.

## Geometry – Standard G.CO.6 – Intro and Exploration

---

4. Explore the following pair of shapes.

Figure 1

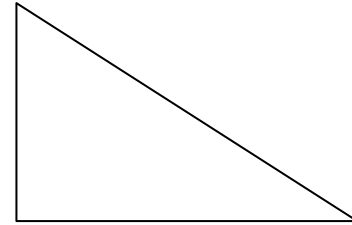
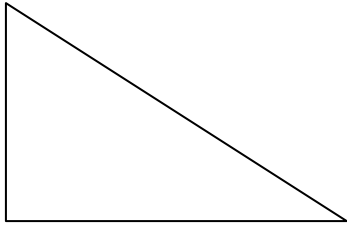


Figure 2

- a. What type of transformation **could** have mapped figure 1 onto figure 2? Explain with at least one sentence.
- b. How can you verify whether or not the transformation that you mentioned in part a actually happened? (That is, what can you do to prove that it is or is not the transformation that you mentioned?)
- c. Write at least two sentences that describes what you found out.

## Geometry – Standard G.CO.6 – Intro and Exploration

---

5. What does it mean for two objects to be **congruent**?
  
  
  
  
  
  
  
  
  
  
6. Look back at #1. Are figure 1 and figure 2 **congruent**? Support your answer.
  
  
  
  
  
  
  
  
  
  
7. Look back at #2. Are figure 1 and figure 2 **congruent**? Support your answer.
  
  
  
  
  
  
  
  
  
  
8. Look back at #3. Are figure 1 and figure 2 **congruent**? Support your answer.
  
  
  
  
  
  
  
  
  
  
9. Look back at #4. Are figure 1 and figure 2 **congruent**? Support your answer.